

AmeriSpec Inspection Services



AmeriSpec
22471 Aspan, Ste 104
Lake Forest, CA 92630
(949) 454-7900

Doc #:	Thermal Sample	Inspector:	Certified Thermal Inspector
Date:	1/2/2023		
Address:	123 Sample Street Any Town CA 1111		
Client Name:	Mr. & Mrs. Buyer		

We attempt to give the client a comprehensive, clear-cut, unbiased view of the building. The purpose of this inspection is to identify 'MAJOR' problems associated with the property being purchased or sold, although minor items may also be mentioned. Areas, which may be of concern to us, may not be of concern to the client and some items, which may be of concern to the client, may be considered minor to us. Therefore, it is advisable to read the entire report. Where repairs or replacements are suggested, we recommend licensed professionals in that field be called upon to make those repairs. We can perform verification of repairs to ensure repairs or corrections were made and also advise the client to obtain all paperwork from professionals concerning the work performed. These professionals will be happy to provide you with written statements concerning their work. We further recommend maintaining all paperwork on repairs for future reference. FUTURE FAILURE: Items in the building can and do experience failure without prior indications. This report is a snap shot of the condition of the building at the time of inspection. We cannot determine if or when an item will experience failure. Therefore, we cannot be held responsible for future failure. Carbon monoxide and smoke detectors have been proven to save lives. Client is advised to install carbon monoxide and smoke detectors if not already present in building. Suggest consulting with your local municipality and manufacture specifications as to the proper location and installation of these units.

TABLE OF CONTENTS

SECTION	PAGE
Cover Page.....	1
Table of Contents.....	2
Intro Page.....	3
1 ELECTRICAL.....	4
2 KITCHEN.....	5
3(A) LEFT HALL BATH.....	6
3(B) RIGHT HALL BATH.....	7
3(C) MASTER BATH.....	9
4 INTERIOR ROOM.....	12



INFRARED/THERMAL IMAGING REPORT

An infrared camera was used during this inspection with the intention of locating thermal anomalies. Not all wet location and/or images are presented herein. Our evaluation of the systems and components surveyed is both visual and functional provided the power and or fuel is supplied to the component. The images contained in this report are not all inclusive. Where thermal anomalies are found it is imperative that an expert investigate to confirm or deny the accuracy of the image by physical investigation. The results are as follows.



GENERAL CONDITIONS

Structure Type: The house is a single family.



ELECTRICAL

Step #	Component	Comment
1.0	Other Comments	Pictures were taken before and after the inspection was performed. No anomalies observed.




KITCHEN

Step #	Component	Comment
2.0	Traps/Drains/Supply	Pictures were taken before and after the water was run. No thermal anomalies were observed.



LEFT HALL BATH

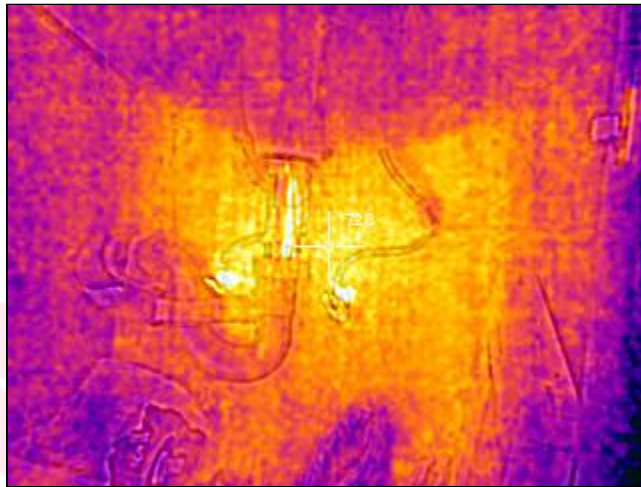
Step #	Component	Comment
3.0.A	Traps/Drains/Supply	Pictures were taken before and after the water was run. No thermal anomalies were observed.




RIGHT HALL BATH

Step #	Component	Comment
3.0.B	Traps/Drains/Supply	Pictures were taken before and after the water was run. No thermal anomalies were observed.








MASTER BATH


Step #	Component	Comment
--------	-----------	---------

3.0.C Traps/Drains/Supply

Pictures were taken before and after the water was run. No thermal anomalies were observed.







INTERIOR ROOM

Step #	Component	Comment
--------	-----------	---------

4.0 Walls

Serviceable. Area was inspected with FLIR thermal camera, no thermal anomalies were detected.

